



Project	
Notes	
Type	Date
Cat. No.	

**LPR-BL™ (SR/RC) Series**

**Slim LED Panel Retrofit Kit - Sensor Ready**



**DESCRIPTION**

The Aleo LPR-BL™ (SR/RC) Series Slim LED Panel Retrofit Kit delivers industry-leading performance with deep energy savings and continuous dimming. Easy and quick installation reduces labor cost and optimizes ROI. The retrofit kit eliminates the need to replace existing luminaire housing, which reduces install time and disposal/removal costs. The slim profile, modern design produces pleasant, uniform and low-glare illumination, enhancing spaces in various applications.

**APPLICATIONS**

Retail, schools, offices, healthcare, and other various commercial applications .

**Specification Features**



**LPS-BL™ UX Series**

- 2x4 36W / 30W / 23W
- 2x2 25W / 22W / 18W
- 1x4 25W / 22W / 18W

Rated Life 75,000  
 Limited Warranty 7-Years  
 Efficacy Over 125 LPW  
 Continuous Dimming



Quick ship  
 LPR-BL-24UX-36/8CT G5 (SR/RC)  
 LPR-BL-22UX-25/8CT G5 (SR/RC)  
 LPR-BL-14UX-25/8CT G5 (SR/RC)

**Construction**

Simple construction with minimal parts allows for easy handling and installation. Solid rigid frame, post-painted matte white finish for strength and durability. Low profile design optimizes shipping, storage, and handling.

**Optical System**

Back-lit optics produces soft balanced, comfortable luminance for productive spaces. Diffuser lens reduces glare and improves occupant comfort while maintaining high efficiency emission.

**Certification**

UL Classified. All components have UL certification. DLC Listed.

**Warranty**

7-year Limited Warranty. See warranty documentation for more information.

**Electrical**

Luminaire utilizes high-efficacy LED packages maintained at cool temperatures for long life, high efficacy. Reliable driver features continuous dimming. Universal voltage (120-277V) for convenient installation.

**Installation / Mounting**

Installs in most standard T-Bar ceiling grid systems. Retrofit kit fits within troffer and ceiling T-bar grid, eliminating need to remove existing fixture housing. Hinged door retrofit kit design.

**Controls / Dimming**

Continuous dimming (0-10V) comes standard. Suitable for use with dimmers, sensors, daylight harvesting and other control strategies to achieve deeper energy-savings and code compliance.

**Field-Adjustable CCT / Wattage**

Increased versatility and reduced inventory burden. Wattage and Color Temp. can be adjusted in the field by selecting (3) different wattages and (3) different CCTs via switch on driver.

**Ordering Information**


Example: LPR-BL-22UX-25/8CT G5 (SR/RC)

LPR-BL	22	UX	25	8	CT	[Blank]	[Blank]
<b>Series</b> LPR-BL LED Panel Retrofit Kit - Back Lit	<b>Form Factor</b> 24 2'x4' 22 2'x2' 14 1'x4'	<b>Lumen Package</b> UX Field Adjustable	<b>Nominal Max Wattage</b> 2'x4' 36 36W / 30W / 23W 2'x2' 25 25W / 22W / 18W 1'x4' 25 25W / 22W / 18W <small>* Utilize 3-way switch to select</small>	<b>CRI</b> 8 80+	<b>Color Temp</b> CT Field Adjust. 3500K 4000K 5000K <small>* Utilize 3-way switch to select</small>	<b>Input Voltage</b> Blank 120V-277V	<b>Dimming</b> Blank 0-10V Continuous Dimming
			[Blank]	[Options]			
			<b>Sensor (SR/RC)</b> Sensor Ready with Sensor Receptacle	<b>Emergency Backup<sup>1</sup></b> EM700 700lm	<b>Controls</b> See Pg. 3 for details on sensors and controls (Sensor Sold Separately)		

Specifications and Dimensions subject to change without notice.

Performance Summary


Input Voltage	120V-277V
Input Frequency	50/60 Hz
Rated Wattage	See Performance Table
Delivered Lumens	See Performance Table
Efficacy	> 125 LPW (typ.)
CRI	83+, R9 > 0
Available CCT <sup>2</sup>	3500, 4000K, 5000K
Rated Life	75,000 hours
Power Factor	> 0.9
THD	< 20%
Dimming	0-10V Continuous (10-100%)
Operating Temp.	-20°C to 50°C



Sensors Options



Catalog No.	Description	Ordering	Shipping	Remote Control	Sensor Mounting
<a href="#">SPIR-OSDL/BT-PP3-DC-310</a>	AleoBlue Multi-level Wireless Bluetooth Occ Sensor w/ Daylight	Order and Ship Separately	Field Install	AleoBlue App	Snap-in
<a href="#">SPIR-OSDL/BTEZ-PP3-DC-121</a>	SimpliBlue Multi-level Wireless Bluetooth Occ Sensor w/ Daylight	Order and Ship Separately	Field Install	SimpliBlue App	Snap-in



NOTES:

- <sup>1</sup> IMPORTANT: THE BATTERY MUST BE RECHARGED EVERY THREE (3) MONTHS. IF NOT RECHARGED ACCORDINGLY, BATTERY MAY FAIL AND VOID WARRANTY
- <sup>2</sup> Typical color consistency. May vary or be changed.

Specifications and Dimensions subject to change without notice.

## Performance Data

Form Factor	Catalog No.	Nominal Wattage	Color Temperature	Lumens (lm)	Wattage (W)	Efficacy (lm/W)
2'x4'	LPR-BL-24UX-36/8CT G5 (SR/RC)	23	3500K	3,228	21.9	147.4
			4000K	3,356	21.0	159.8
			5000K	3,258	22.0	148.1
		30	3500K	4,147	29.0	143.0
			4000K	4,327	27.9	155.1
			5000K	4,193	29.2	143.6
		36	3500K	5,122	37.2	137.7
			4000K	5,349	35.8	149.4
			5000K	5,190	37.5	138.4
2'x2'	LPR-BL-22UX-25/8CT G5 (SR/RC)	18	3500K	2,304	18.0	128.0
			4000K	2,423	17.2	140.9
			5000K	2,331	18.1	128.8
		22	3500K	2,721	21.8	124.8
			4000K	2,856	20.8	137.3
			5000K	2,748	21.9	125.5
		25	3500K	3,050	25.0	122.0
			4000K	3,210	23.9	134.3
			5000K	3,082	25.1	122.8
1'x4'	LPR-BL-14UX-25/8CT G5 (SR/RC)	18	3500K	2,315	18.1	127.9
			4000K	2,465	17.3	142.5
			5000K	2,410	18.3	131.7
		22	3500K	2,721	21.8	124.8
			4000K	2,905	20.9	139.0
			5000K	2,840	22.1	128.5
		25	3500K	3,060	25.1	121.9
			4000K	3,257	24.0	135.7
			5000K	3,175	25.3	125.5

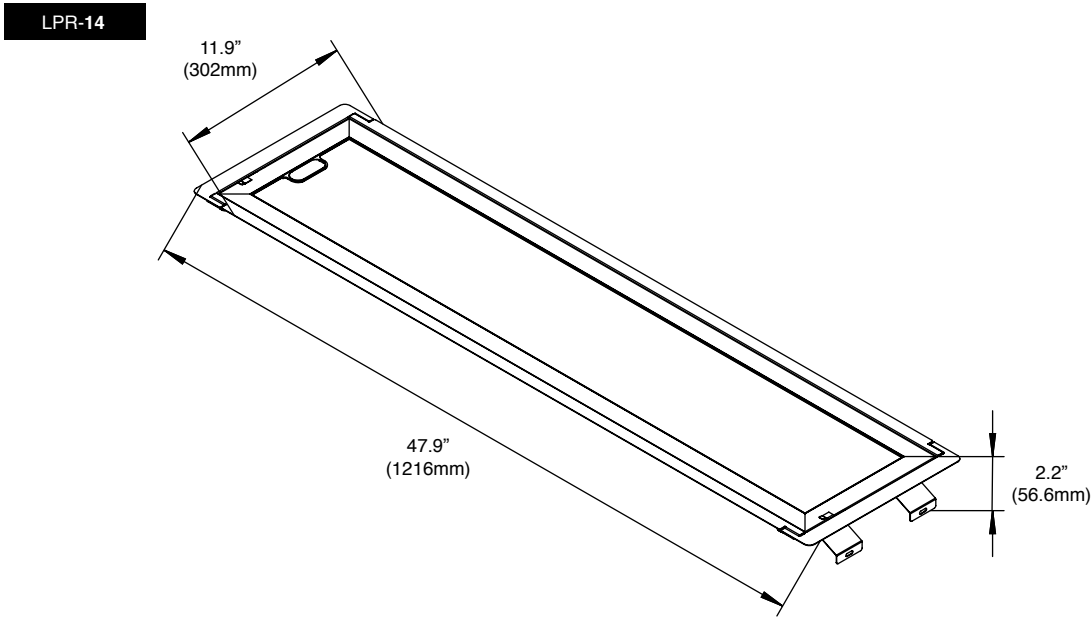
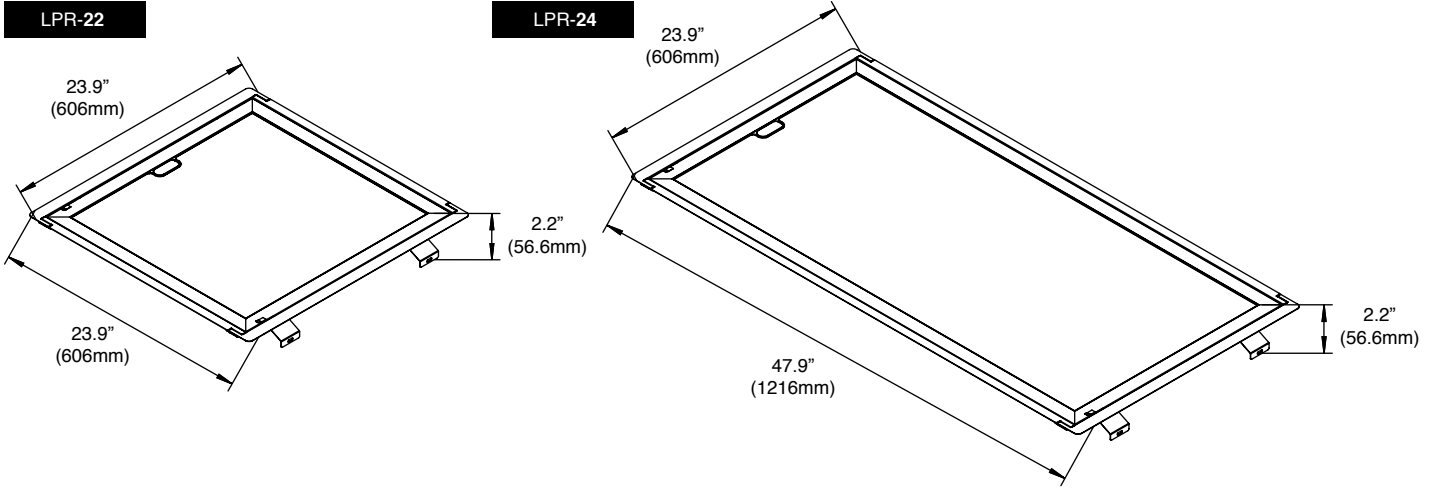
## DLC QPL Data

QPL Model No.	Product ID	Technical Req.	Classification	Primary Use
LPR-BL-14UX-25/8CT G5 [-YYXX/ZZ]	S-JDYCWB	5.1	Premium	Integrated Retrofit Kits for 1x4 Luminaires
LPR-BL-22UX-25/8CT G5 [-YYXX/ZZ]	S-L1F1HQ	5.1	Premium	Integrated Retrofit Kits for 2x2 Luminaires
LPR-BL-24UX-36/8CT G5 [-YYXX/ZZ]	S-QP0R9F	5.1	Premium	Integrated Retrofit Kits for 2x4 Luminaires



Specifications and Dimensions subject to change without notice.

Product Dimensions



Specifications and Dimensions subject to change without notice.



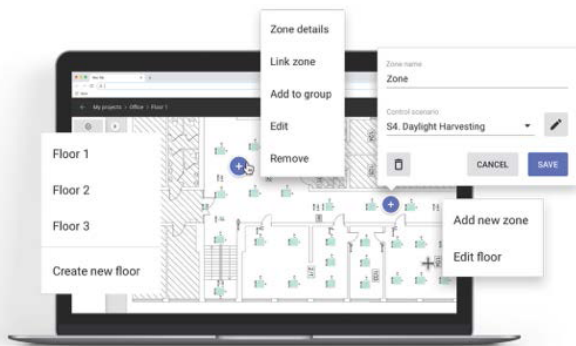
## AleoBlue Wireless Bluetooth Controls

The AleoBlue is a complete solution for managing connected lighting systems using a Bluetooth Mesh lighting network. This enables seamless implementation of simple to complex lighting control scenarios without specialized training or lighting control engineering expertise.

DLC NLC Qualified.

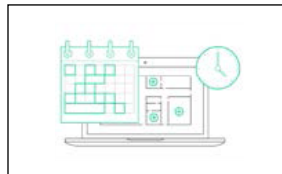
### Features and Benefits

- Lighting Zones / Grouping
- Manual control of individual lights
- On Power up Behavior
- Zone Linking
- Vacancy Sensing
- Per fixture Daylight Control
- Per zone Daylight Control



- Optimized Energy Consumption
- Less Hassle with On-Site Adjustments
- More Savings
- Increased Safety
- More Flexibility

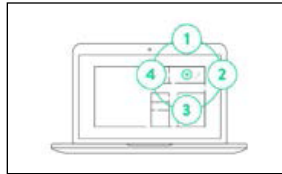
#### Scheduling



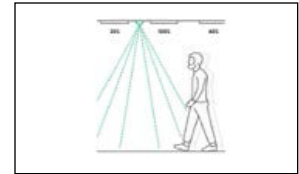
#### High and Low End Trim



#### Scenes



#### Occupancy Sensing



- Intuitive and user-friendly web and iOS apps
- No specialized training or lighting control expertise required
- Optimized for commercial spaces of any size
- No additional wiring or central control box
- Customizable lighting control parameters
- Future proof with Software Updates
- Multiple Zone Configurable
- Built-In Scenarios + Customization

### Bluetooth Mesh Technology Advantages



The fastest low-power communication



Scalability to thousands of devices



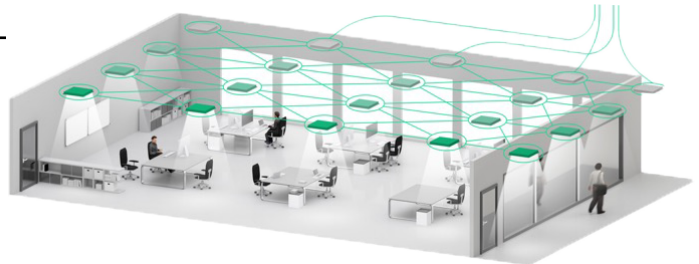
The most advanced encryption standards as well as the cutting-edge device authentication

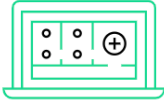


No single point of failure (no central device)



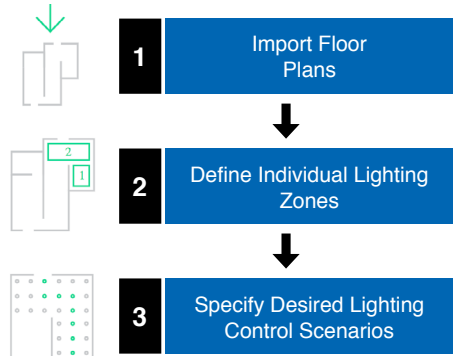
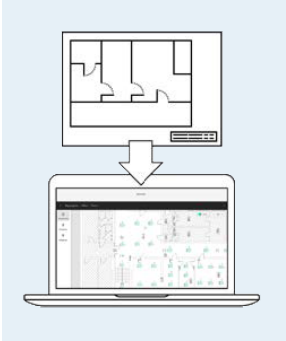
Compatibility with a widely available devices (smart phones & tablets – both with Bluetooth 4.0 and Bluetooth 5)





**Planning**

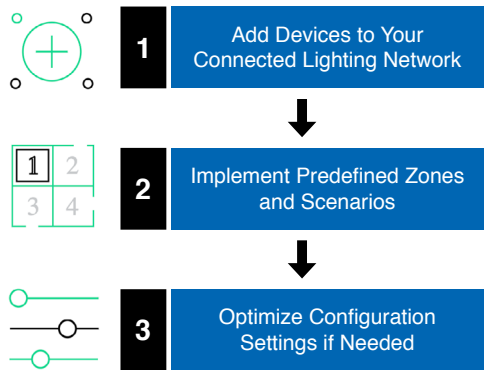
Remote preparation of a retrofit project with the use of our web app. Uploading floor plans, defining individual lighting zones and choosing lighting control scenarios.



**Implementation**

Adding lighting devices to the Bluetooth mesh network on-site with the use of an iOS app.

Customization and calibration of lighting control parameters during and after the commissioning process. Defining scenes for specific working activities.



**Provisioning / Configurations**

The Bluetooth mesh Node is in the Unprovisioned Mode until it is provisioned by a "Provisioner", which typically is a smart phone with a Bluetooth mesh compatible app.

**Ordering Information**



**Wireless Bluetooth Occupancy Sensor**  
Model: SPIR-OSDL/BT-PP3-DC-310



**AleoBlue, Kinetic Powered Single-Rocker Switch**  
Model: WM-KN-DMSR/BT-200

Specifications and Dimensions subject to change without notice.

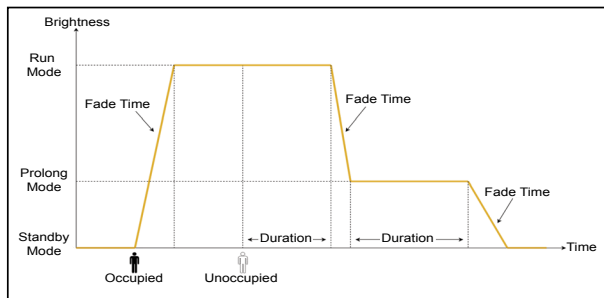
## Lighting Control Scenarios

Multiple lighting control scenarios are available once the Bluetooth mesh Node is provisioned. At each scenario, duration, fade time and target brightness can be configured at any time with the iOS app.

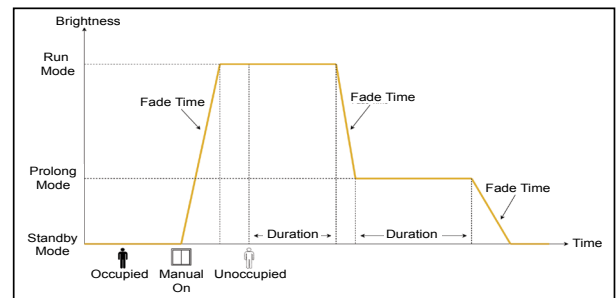


Mode / Scenario	Wireless Switch	Occupancy Sensor	Ambient Light Sensor
Unprovisioned Mode	-	-	-
Switch	On / Off / Scenes	-	-
Occupancy	On / Off / Scenes	Auto On / Off	-
Vacancy	On / Off / Scenes	Auto Off	-
Occupancy with Daylight Harvesting	On / Off / Scenes	Auto On / Off	Enabled
Vacancy with Daylight Harvesting	On / Off / Scenes	Auto Off	Enabled

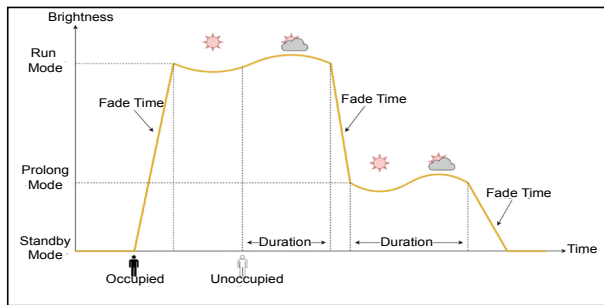
### Occupancy Scenario



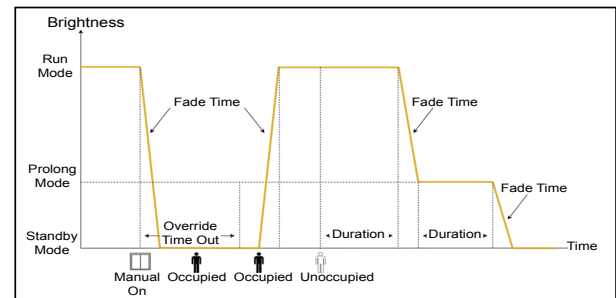
### Vacancy Scenario



### Occupancy Scenario - with Daylight Harvesting



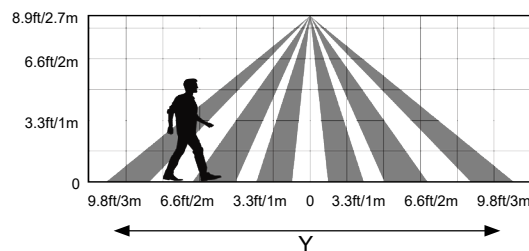
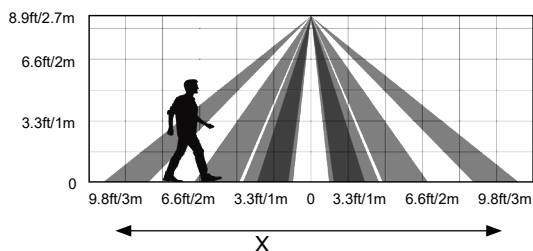
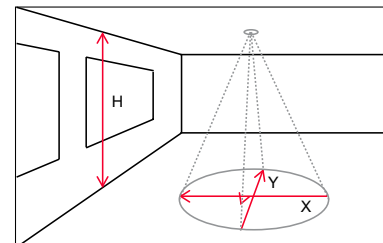
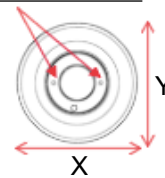
### Occupancy Scenario with Manual Override



## Occupancy Detection Pattern

H	X	Y
7.9' (2.4m)	16.4' (5.0m)	16.4' (5.0m)
8.9' (2.7m)	18.4' (5.6m)	18.4' (5.6m)
9.8' (3.0m)	20.3' (6.2m)	20.3' (6.2m)

### Orientation Indicators



© 2024 Aleo Lighting, Inc. All rights reserved. For informational purposes only. Reproduction in whole or part is prohibited without prior written consent of the copyright owner. The information presented in this document does not form part of any quotation or contract, is believed to be accurate and reliable and may be changed without notice. No liability will be accepted by the publisher for any consequences of its use. Aleo Lighting reserves the rights make changes in specification at any time without notice.

Aleo Lighting, Inc.  
www.aleolighting.com  
10988 Bloomfield Ave.  
Santa Fe Springs, CA 90670  
Ph: 877-358-8825

aleo™  
LED LIGHTING